




**NOTE!!!**

**HOW TO SYNCHRONIZE CAN INTERFACE:**


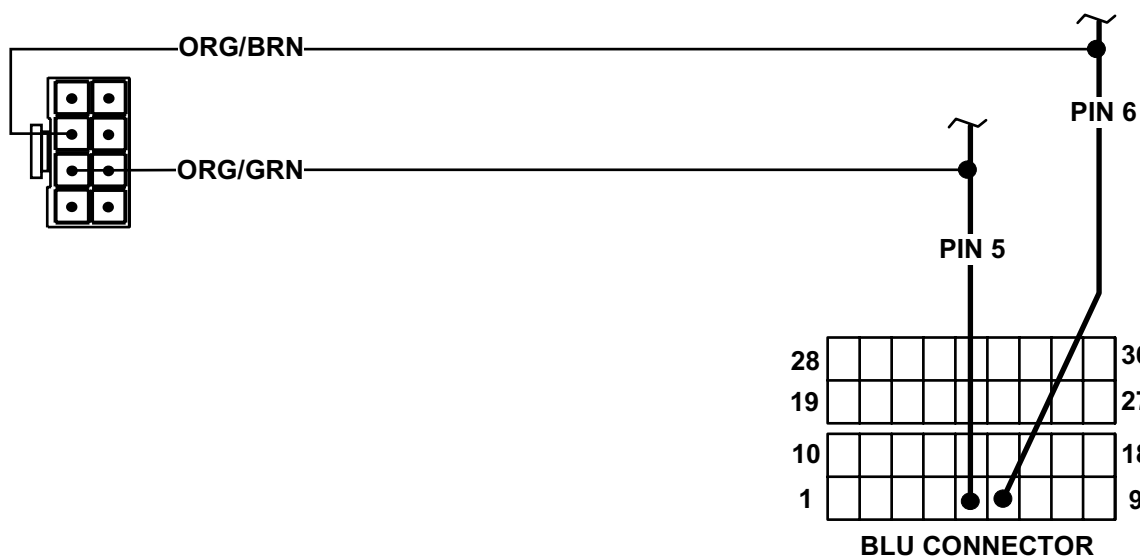
- 1) INSERT 25A FUSE => LED WILL START FLICKERING
- 2) TURN ON IGNITION => LED WILL STOP FLICKERING WITHIN 30 SECONDS  
THE ALARM IS NOW SYNCHRONIZED

**TO ARM WITHOUT SENSORS:**

TURN ON AND OFF IGNITION FOR LESS THAN TWO SECONDS.  
PRESS ARM-BUTTON ON REMOTE ONCE.



MAIN MODULE FRONT SIDE



MAIN MODULE BACK SIDE

