CAN-(M)G
(801 CAN for the Netherlands and Estonia)

DOC. NO: CAN-(M)G-BMW-3series-Touring-05>

Make: BMW Model: 3 series Year: 2005- Type: E91 Touring

: A

NB ! This installation diagram must only be used as a guideline for the installation. Equipment delivered with the car varies considerably from model to model and from market to market. Before starting the installation, be sure to check carefully the original diagram from the car manufacturer. DEFA A.S is not liable to compensate for possible damages that may occur due to faulty or insufficient installation manuals.





BLU CONNECTOR

1 4
5 8

BLK/GRY

RED
RED/BLK
BLK
WHT/GRN

25A

801 CAN ONLY

801 CAN ONLY

BLK PIN 3

BLK/GRY CONNECTOR

14 26
1 13

BRN/BLU PIN 18

ORG/BRN

RED PIN 21

GRN PIN 26

GRN/ORG PIN 35

WHT/BRN

ORG/GRN

BLK CONNECTOR

22
34 41
27 33
1 8 13 20

REQUIRED:
- Minimum Required Central Unit rev: H
- Minimum Required SoftWare: 09-2

Date : 2006.02.01
Rev : A
Page: 1 of 2



Level nr. 3.